




# 사회 탐구 영역

1


○문제지에 수험번호와 성명을 정확하게 기입하시오.




(가) (나) (다)

# 사회 탐구 영역

2




ㄴ - ㄷ - ㄹ - ㄱ - ㄴ  
ㄷ - ㄱ - ㄹ - ㄴ - ㄴ  
ㄷ - ㄹ - ㄱ - ㄴ - ㄴ  
ㄷ - ㄹ - ㄴ - ㄱ - ㄴ



# 사회 탐구 영역





3



(단위:%)

# 사회 탐구 영역

4



5

# 사회 탐구 영역

